

Primary Arts of Language: Reading

Student Book 1

by
Jill Pike

First Edition, January 2011
Institute for Excellence in Writing, L.L.C.

Also by Jill Pike:

Phonetic Zoo Teacher's Notes

Primary Arts of Language: Reading Program

Primary Arts of Language: Writing Program

Student Writing Intensive Handouts (Levels A, B, and C)

SWI Continuation Course Handouts (Levels A, B, and C)

A Syllabus for Introduction to Literary Analysis

Copyright Policy

Primary Arts of Language: Reading

Student Book 1

First Edition, January 2011

Second Printing, April 2012

Copyright © 2011 Jill Pike

ISBN: 978-0-9832979-1-8

Our duplicating/copying policy for this **Student Book**:

All rights reserved.

No part of this book may be reproduced, stored in a retrieval system, or transmitted in any form or by any means, electronic, mechanical, photocopying, recording, or otherwise, without the prior written permission of the author, except as provided by U.S.A. copyright law and the specific policy below:

Home use: You may copy this Student Book for use by multiple children within your immediate family.

Small group or co-op classes: Each teacher and participating family must purchase their own copy of this Student Book (hard copy or on DVD-ROM).

Library use: Printed materials may be checked out of a lending library provided patrons agree not to make copies.

Additional Student Books may be purchased from:

excellenceinwriting.com/PAL-RSB (hard copy) or

excellenceinwriting.com/PAL-RD (DVD-ROM)

Institute for Excellence in Writing

8799 N. 387 Road

Locust Grove, OK 74352

800.856.5815

info@excellenceinwriting.com

excellenceinwriting.com

Printed in the United States of America

September

A road like brown ribbon,

A sky that is blue,

A forest of green

with the sky peeping through.

Asters deep purple,

A grasshopper's call,

Today it is summer;

Tomorrow is fall.

Lesson 1 Work Page







Name: _____

Have your student color the flower yellow and the stem and leaf green. Have him underline the helpers (ee and ow) on the words below. He may then cut out the words and paste them in the appropriate boxes.



green	yellow	yellow
yellow	green	green

Have your student underline all the *th* helpers and place a breve (˘) over each *i*.

<u>This</u>	is	a  .
This		a  .
		a  .
		a  .
		a  .
		a  .

This	is	is	This	is
is	This	This	is	is

Use these strips for the end of day activity. Cut out these strips and use them around the house to practice reading this sentence type. The first four strips can be used with any object such as a lamp, couch, or book. Use the strips without the word "a" to indicate people's names (e.g., "This is Tommy.").

This is a .

This is a .

This is a .

This is a .

This is .

This is .

This is .

This is .

See the clown

with a frown


in his brown nightgown.



He went downtown

to buy a flower

for his crown.



- Have your student color the pictures as desired. Some will match the color, some will not.
- Help your student read the questions raising your voices at the end of each sentence.
- Answer the questions with a yes or a no.
- Put this page on your clipboard for daily reading practice.

Is this



brown?

Is this



green?

Is this



blue?

Is a



yellow?

Is this




blue?

Is this



black?

As you find homophones, write them on the socks on the clothesline. You can make more copies of this page as you find more homophones. Use the socks under the birds when there are three words that have the same sound (write one of the words on the bird).



- Color the objects to match the color in the sentence.
- Help your student read the questions raising your voice at the end of each sentence. Answer the questions with a yes or a no.
- Put this page on your clipboard or in your notebook for extra reading practice.

This is a brown .

This is a green .

This is a yellow .

This  is orange.

This  is purple.

This  is blue.

New word: cǎn

Mark the vowels and underline the helpers. Then read the sentences.

Add this page to the "Reading Sentences" clipboard or notebook.

Horse can see Duck.

Duck can see a yellow




Can Duck see Horse?

Sheep can see a blue



This is a red



When the shepherds show up, the letter a lamb says
“ |aw | , now I have to go home.”

Some shepherds lead, some follow.
The shepherds *l* and *t* follow the a to make it say |aw | .
The shepherd *w* comes before the a to lead it home.

Before l

fäll


bäll

täll

wäll

Before t

fäther



After w

wäter


wänt



Underline the helpers au and aw.

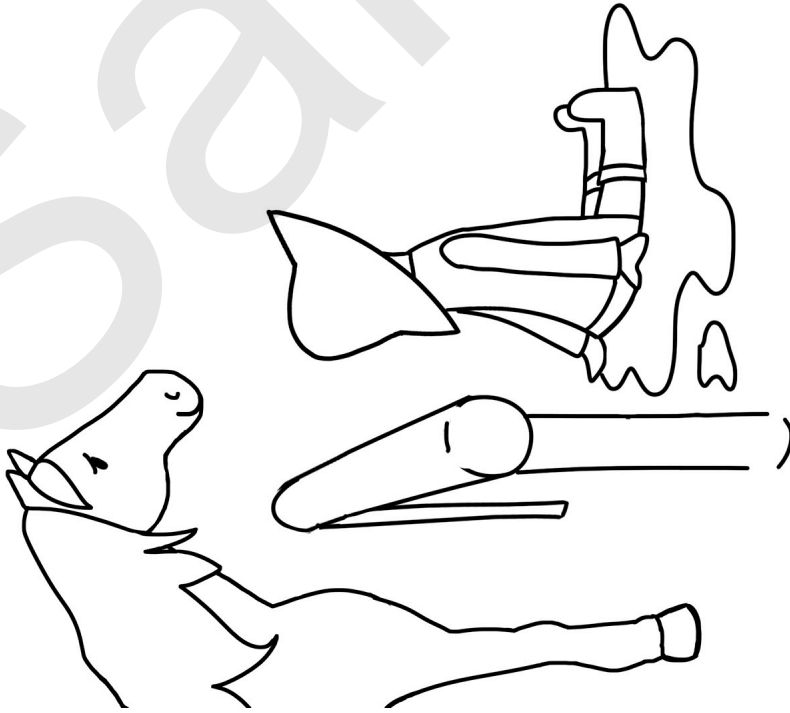
paw haul

saw Paul




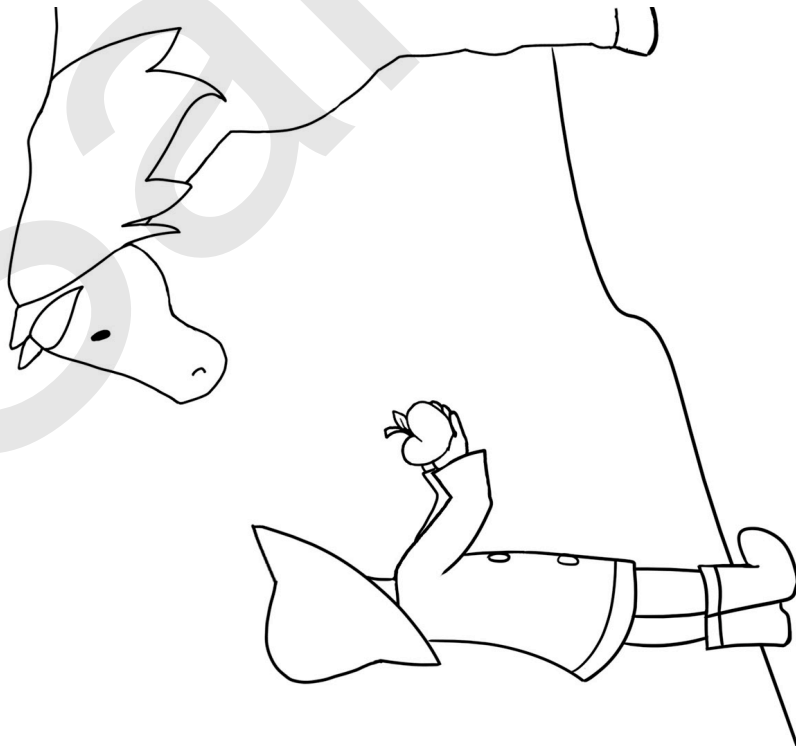
au comes in the middle of words.
aw comes at the end of words.

I Can Go



I can go.
 I can go and jump.
 Oh, oh.

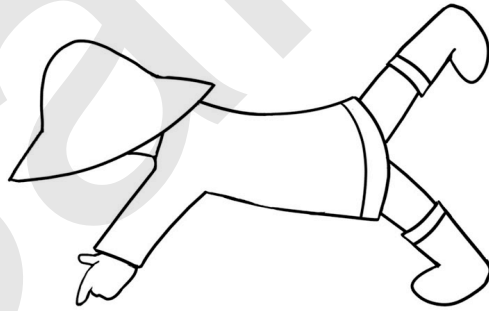
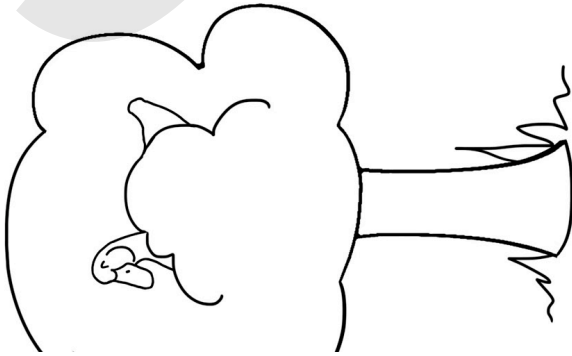




Come down, Horse.
Come down.



I like to go.
I like to go and jump.

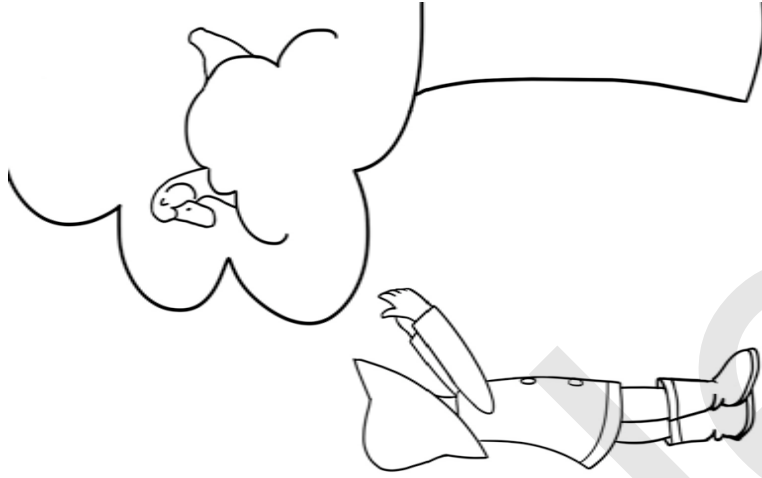



Oh, I see Duck!

Come down, Duck, come down.


This is fun.

Come Down!





Come, Horse and Duck.
 Come Horse, Duck, and Sheep.
 This is fun!



I can see Horse.
 I can see Horse and Sheep.
 I cannot see Duck.